

# INFRASTRUCTURE



---

## PROPOSAL TO ESTABLISH A YOUTH CENTER IN THE TOWN OF JOUN

By establishing a youth center, Joun will create a dynamic and supportive environment that fosters the development of well-rounded, responsible, and engaged young citizens. This investment in youth will yield positive returns for the entire community, ensuring a brighter and more sustainable future for Joun.

---

DR ANTOINE J. BURKUSH, PHD

## **Proposal to Establish a Youth Center in the Town of Joun**

By establishing a youth center, Joun will create a dynamic and supportive environment that fosters the development of well-rounded, responsible, and engaged young citizens. This investment in youth will yield positive returns for the entire community, ensuring a brighter and more sustainable future for Joun.

## Contents

Proposal to Establish a Youth Center in the Town of Joun .....	2
Proposal to Establish a Youth Center in Joun .....	7
Key Components.....	8
1. Site Selection and Planning .....	8
2. Facilities and Amenities .....	8
3. Programs and Services .....	8
4. Staffing and Management.....	9
5. Community Involvement .....	9
6. Funding and Budget .....	9
7. Monitoring and Evaluation .....	10
Expected Outcomes .....	10
Details of the Facilities and Amenities:.....	10
1. Recreational Areas .....	11
2. Educational Spaces .....	12
3. Social Spaces .....	12
4. Arts and Culture .....	13
5. Health and Wellness.....	13
6. Multipurpose Spaces .....	13
Financial Breakdown for Establishing a Youth Center in The Town of Joun: .....	15
1. Site Selection and Planning .....	15
2. Construction Costs .....	15
3. Facilities and Amenities .....	15
4. Equipment and Furnishings .....	16
5. Staffing and Management.....	16
6. Programs and Services .....	16
7. Miscellaneous Expenses .....	16
Funding Sources.....	17
Staffing for the Youth Center in Joun .....	18
Key Staffing Roles and Responsibilities .....	18
1. Management and Administration .....	18
2. Program and Activities Staff .....	18
3. Educational and Support Staff .....	19

4. Support Staff .....	19
5. Volunteers .....	20
Staffing Costs .....	20
Design and Layout for the Youth Center in Joun .....	22
1. Entrance and Reception Area .....	22
2. Recreational Areas .....	22
3. Educational Spaces .....	23
4. Social Spaces .....	23
5. Arts and Culture .....	23
6. Health and Wellness .....	24
7. Multipurpose Spaces .....	24
Layout Plan .....	25
Ground Floor .....	25
First Floor .....	25
Outdoor Areas .....	25
Design Considerations .....	25
Benefits to the community .....	27
1. Youth Development .....	27
2. Health and Well-being .....	27
3. Social Engagement .....	27
4. Cultural Enrichment .....	27
5. Economic Impact .....	28
6. Safe Environment .....	28
7. Sustainable Community Development .....	28
8. Innovation and Creativity .....	28
9. Environmental Awareness .....	28
Business Plan for Joun Youth Center .....	30
Executive Summary .....	30
Objectives .....	30
Business Description .....	30
Goals .....	30
Market Analysis .....	31
Market Needs .....	31

Market Trends .....	31
SWOT Analysis .....	31
Organization and Management.....	32
Structure .....	32
Management Team.....	32
Programs and Services .....	32
Educational Programs .....	32
Recreational Activities .....	32
Arts and Culture .....	33
Health and Wellness.....	33
Community Engagement .....	33
Marketing and Outreach.....	33
Strategies.....	33
Marketing Goals.....	33
Funding and Financial Plan .....	34
Startup Costs.....	34
Operational Costs (Annual):.....	34
Revenue Streams .....	34
Financial Projections (First Year):.....	34
Monitoring and Evaluation .....	35
Architectural Designs.....	36
1. Site Analysis and Planning .....	36
2. Building Layout and Zoning .....	36
3. Architectural Style and Design .....	36
4. Interior Design and Space Allocation .....	36
Ground Floor:.....	36
First Floor: .....	37
Outdoor Areas:.....	37
5. Safety and Accessibility .....	37
6. Sustainability and Eco-Friendliness .....	37
7. Detailed Blueprints and CAD Drawings .....	38
8. Budgeting and Cost Estimation .....	38
Detailed layouts of the Joun Youth Center: .....	39

First Floor Layout.....	39
1. Computer Labs and Media Center .....	39
2. Art Studios .....	39
3. Music Rooms.....	40
4. Administrative Offices.....	40
Design Considerations .....	40
Ground Floor Layout .....	41
1. Entrance and Reception Area .....	41
2. Youth Lounge .....	41
3. Café .....	41
4. Classrooms and Tutoring Rooms.....	41
5. Fitness Center .....	42
6. Indoor Gymnasium.....	42
7. Counseling Rooms.....	42
8. Event Hall.....	42
Design Considerations .....	43
Outdoor Areas Layout .....	43
1. Outdoor Sports Courts .....	43
2. Patio and Garden .....	44
3. Playground and Recreational Area .....	44
4. Outdoor Fitness Area .....	44
5. Community Garden.....	45
6. Parking and Access .....	45
Design Considerations .....	45
END OF DOCUMENT.....	47

## Proposal to Establish a Youth Center in Joun

The primary goal of this proposal is to establish a dedicated youth center in Joun, designed to provide a safe, supportive, and enriching environment for young people. The center will focus on promoting personal development, social engagement, and overall well-being.

The purpose is to create a dedicated youth center in Joun to provide a safe, supportive, and enriching environment for young people, promoting their personal development, social engagement, and overall well-being.



## Key Components

### 1. Site Selection and Planning

- Location Choose a central and accessible location that is convenient for young people from all parts of Joun. This ensures that the youth center is easily reachable and encourages more participation.
- Design and Layout Develop architectural plans that include spaces for recreational activities, educational programs, and social interactions. Consider incorporating flexible spaces that can adapt to different activities and events.

### 2. Facilities and Amenities

- Recreational Areas Include facilities for sports, games, and physical activities. Consider a gymnasium, basketball court, and indoor games like table tennis and billiards. Outdoor areas for sports like soccer or volleyball can also be beneficial.
- Educational Spaces Provide classrooms, study areas, and computer labs. These spaces can be used for tutoring, homework help, and digital literacy programs. Include resources such as books, educational software, and internet access.
- Social Spaces Create areas for socializing and relaxing, such as lounges, cafes, and outdoor seating. These spaces should be designed to foster interaction and build a sense of community.
- Arts and Culture Include spaces for creative activities such as music rooms, art studios, and performance stages. This allows youth to explore and develop their talents in a supportive environment.

### 3. Programs and Services

- Academic Support Offer tutoring, homework help, and college prep programs. Partner with local schools and universities to provide resources and volunteer tutors.
- Skills Development Provide workshops and training in areas like leadership, communication, job readiness, and digital skills. These programs can be designed in collaboration with local businesses to ensure they meet the community's needs.
- Health and Wellness Organize fitness classes, mental health counseling, and wellness workshops. Include activities like yoga, meditation, and nutrition classes to promote overall well-being.



- Extracurricular Activities Encourage participation in sports, arts, music, drama, and volunteer opportunities. These activities help in developing well-rounded individuals and provide outlets for expression and creativity.

- Community Engagement Promote community service projects and civic engagement initiatives. This helps youth develop a sense of responsibility and connection to their community.

#### **4. Staffing and Management**

- Qualified Personnel Hire experienced professionals, including educators, counselors, coaches, and program coordinators. Ensure staff are trained to work with youth and understand their unique needs.

- Volunteer Program Establish a volunteer program to involve community members. Volunteers can provide mentorship, run workshops, and assist with events.

- Training Implement ongoing training and professional development for staff. This ensures they remain knowledgeable about the latest best practices in youth development.

#### **5. Community Involvement**

- Youth Advisory Board Create a youth advisory board to involve young people in decision-making. This ensures programs and services are relevant and meet their needs.

- Parent and Community Engagement Foster strong connections with parents and the wider community. Hold regular meetings, events, and open houses to keep everyone informed and involved.

#### **6. Funding and Budget**

- Budget Estimation Develop a detailed budget covering land acquisition, construction, equipment, staffing, and operational costs. Break down the budget into categories to ensure all aspects are covered.

- Funding Sources Identify potential funding sources such as government grants, private donations, corporate sponsorships, and fundraising events. Explore crowdfunding and partnerships with local businesses.

- Sustainability Explore options for sustainable financing. This might include setting up an endowment fund or seeking long-term partnerships with organizations that support youth development.

## 7. Monitoring and Evaluation

- Performance Metrics Establish clear metrics to evaluate the success and impact of the youth center's programs and services. These could include participation rates, feedback from youth and parents, and measurable improvements in youth outcomes.

- Feedback Mechanisms Regularly gather feedback from youth participants, parents, and staff. Use surveys, suggestion boxes, and focus groups to gather input and make improvements.

- Reporting Maintain transparent reporting practices. Share progress and outcomes with stakeholders through newsletters, reports, and community meetings.

## Expected Outcomes

- Enhanced Youth Development Support the personal growth, education, and well-being of young people in Joun. Provide opportunities for them to develop skills, build confidence, and achieve their goals.

- Community Engagement Foster a sense of community and civic responsibility among the youth. Encourage them to take an active role in their community through volunteer work and civic projects.

- Safe and Supportive Environment Provide a safe space where young people can socialize, learn, and thrive. Ensure the center is welcoming and inclusive for all.

- Skill Building Equip youth with essential skills and knowledge. Prepare them for future challenges and opportunities, and help them become responsible, productive members of society.

## Details of the Facilities and Amenities:

Creating a comprehensive and well-equipped youth center involves designing spaces that cater to a wide range of activities and needs.



The following are detailed descriptions of the proposed facilities and amenities:

## 1. Recreational Areas

### - Sports Facilities

- Indoor Gymnasium A multipurpose gym that can host basketball, volleyball, badminton, and indoor soccer games. It should include bleachers for spectators and proper lighting and flooring to support various sports.

- Outdoor Sports Courts Basketball and tennis courts, a soccer field, and areas for other outdoor sports. These should be equipped with appropriate surfaces, goals, and nets.

- Fitness Center A fully equipped gym with cardio machines, weightlifting equipment, and space for group fitness classes like yoga, aerobics, and dance.

## 2. Educational Spaces

### - Classrooms

- Study Rooms Quiet rooms with desks and chairs for individual and group study sessions.

- Tutoring Rooms Spaces dedicated to one-on-one or small group tutoring, equipped with whiteboards and educational materials.

### - Computer Labs

- Digital Learning Center A computer lab with high-speed internet, modern computers, and educational software. This space will support digital literacy programs, coding workshops, and online learning.

- Media Center A room equipped with audio-visual equipment for multimedia projects, including video editing, podcast recording, and graphic design.

## 3. Social Spaces

### - Lounge Areas

- Youth Lounge Comfortable seating areas with sofas, bean bags, and tables where youths can relax, socialize, and unwind. This space can include board games, books, and a small snack bar.

- Café A small café or snack bar serving healthy snacks and beverages. This area can also host open mic nights, poetry readings, and other social events.

### - Outdoor Seating

- Patio and Garden An outdoor area with tables, chairs, and benches surrounded by greenery. This space can be used for informal gatherings, study sessions, and outdoor activities.

## 4. Arts and Culture

### - Music Rooms

- Recording Studio A soundproof studio equipped with musical instruments, recording equipment, and editing software. This facility will support music lessons, band practices, and recording projects.

- Practice Rooms Smaller rooms for individual or group music practice, equipped with instruments such as pianos, guitars, and drum sets.

### - Art Studios

- Visual Arts Studio A space for painting, drawing, and crafting, complete with easels, art supplies, and storage for ongoing projects.

- Sculpture and Pottery Studio A studio equipped with pottery wheels, kilns, and materials for sculpture and pottery projects.

### - Performance Stage

- Theater and Performance Space A stage with seating for performances, theater productions, dance recitals, and other cultural events. This space should include lighting, sound equipment, and dressing rooms.

## 5. Health and Wellness

### - Counseling Rooms

- Mental Health Support Private rooms for counseling and mental health services, ensuring confidentiality and a comfortable environment for youth to seek help.

### - Wellness Center

- Health and Wellness Programs Spaces for wellness workshops, yoga classes, meditation sessions, and nutritional counseling. This center should include mats, wellness tools, and a calming atmosphere.

## 6. Multipurpose Spaces

### - Event Hall

- Flexible Event Space A large, versatile hall that can be used for various events, such as community meetings, workshops, seminars, and social gatherings. The hall should


be equipped with movable partitions, audio-visual equipment, and seating arrangements to accommodate different functions.

### - **Maker Space**

- Innovation and Creativity Room A dedicated space for innovation and creativity, equipped with tools for woodworking, electronics, 3D printing, and other maker activities. This room will foster creativity and hands-on learning among youth.

By incorporating these facilities and amenities, the youth center in Joun will provide a comprehensive range of services and activities that support the personal development, social engagement, and well-being of young people.

These spaces will not only cater to their educational and recreational needs but also create a supportive and vibrant community hub.



## **Financial Breakdown for Establishing a Youth Center in The Town of Joun:**

### **1. Site Selection and Planning**

- Land Acquisition \$50,000 - \$100,000 (depending on location and size)
- Architectural Design and Planning \$20,000

### **2. Construction Costs**

- Building Construction \$200,000 - \$300,000
- Interior Finishing \$50,000
- Landscaping and Outdoor Areas \$30,000

### **3. Facilities and Amenities**

#### **- Recreational Areas**

- Indoor Gymnasium: \$50,000
- Outdoor Sports Courts: \$40,000
- Fitness Center: \$30,000

#### **- Educational Spaces**

- Classrooms: \$25,000
- Computer Labs: \$30,000
- Media Center: \$20,000

#### **- Social Spaces**

- Youth Lounge: \$15,000
- Café: \$10,000
- Outdoor Seating: \$10,000

#### **- Arts and Culture**

- Music Rooms: \$20,000
- Art Studios: \$15,000
- Performance Stage: \$25,000
- **Health and Wellness**
  - Counseling Rooms: \$10,000
  - Wellness Center: \$10,000
- **Multipurpose Spaces**
  - Event Hall: \$25,000
  - Maker Space: \$20,000

#### **4. Equipment and Furnishings**

- Furniture and Fixtures \$40,000
- Technology and Equipment \$50,000
- Sports Equipment \$15,000
- Arts and Music Supplies \$10,000
- Books and Educational Materials \$5,000

#### **5. Staffing and Management**

- Initial Staffing Costs \$100,000/year
- Training Programs \$10,000

#### **6. Programs and Services**

- Program Development \$20,000
- Community Engagement Activities \$10,000

#### **7. Miscellaneous Expenses**

- Permits and Licenses \$5,000



- Marketing and Promotion \$10,000
- Contingency Fund \$20,000

Total Estimated Costs \$900,000 - \$1,200,000

## **Funding Sources**

- Government Grants \$300,000
- Private Donations \$200,000
- Corporate Sponsorships \$150,000
- Fundraising Events \$100,000
- Community Contributions \$50,000
- Municipal Budget Allocation \$100,000
- Crowdfunding Campaigns \$100,000

This financial breakdown covers the key areas required to establish a well-equipped and functional youth center in Joun. Proper planning and securing diverse funding sources will ensure the successful implementation of this project, ultimately benefiting the youth and the broader community.

## Staffing for the Youth Center in Joun

Objective Assemble a dedicated team of professionals and volunteers to ensure the effective operation and management of the youth center.

### Key Staffing Roles and Responsibilities

#### 1. Management and Administration

##### - Center Director

- Responsibilities Oversee all operations of the youth center, including program development, budgeting, and staff supervision. Ensure the center's activities align with its mission and goals.

- Qualifications Bachelor's degree in social work, education, or a related field; experience in non-profit management or youth services; strong leadership and organizational skills.

##### - Administrative Assistant

- Responsibilities Provide administrative support, manage scheduling, handle communications, and maintain records and files.

- Qualifications High school diploma or equivalent; administrative experience; proficiency in office software.

#### 2. Program and Activities Staff

##### - Program Coordinator

- Responsibilities Plan and implement programs and activities, coordinate with partners and volunteers, and ensure program quality and effectiveness.

- Qualifications Bachelor's degree in education, youth development, or a related field; experience in program coordination; excellent communication and organizational skills.

### **- Sports and Recreation Coordinator**

- Responsibilities Organize and supervise sports and recreational activities, manage equipment, and promote physical fitness programs.

- Qualifications Degree or certification in physical education or recreation management; experience in coaching or sports management.

### **- Arts and Culture Coordinator**

- Responsibilities Develop and oversee arts and cultural programs, including music, theater, and visual arts. Facilitate workshops and events.

- Qualifications Background in arts education or cultural management; experience in program development; creative and energetic personality.

## **3. Educational and Support Staff**

### **- Tutors and Educators**

- Responsibilities Provide academic support, tutoring, and educational workshops. Assist with homework help and study sessions.

- Qualifications Bachelor's degree in education or a related field; teaching experience; strong subject matter knowledge.

### **- Counselors and Social Workers**

- Responsibilities Offer counseling and mental health support, conduct individual and group sessions, and provide referrals to external services.

- Qualifications Degree in counseling, psychology, or social work; licensed or certified; experience working with youth.

## **4. Support Staff**

### **- Maintenance Staff**

- Responsibilities Maintain the cleanliness and safety of the youth center, perform routine maintenance tasks, and manage supplies.

- Qualifications Experience in janitorial or maintenance work; attention to detail; ability to perform physical tasks.

### **- Security Staff**

- Responsibilities Ensure the safety and security of the youth center, monitor access, and handle emergencies.

- Qualifications Experience in security or law enforcement; good communication and observation skills.

## **5. Volunteers**

### **- Volunteer Coordinators**

- Responsibilities Recruit, train, and manage volunteers. Coordinate volunteer activities and ensure a positive experience for all participants.

- Qualifications Experience in volunteer management; excellent interpersonal skills; organized and proactive.

### **- Youth Volunteers**

- Responsibilities Assist with various programs and activities, provide peer support, and contribute to community service projects.

- Qualifications Commitment to volunteering; enthusiasm for community involvement; willingness to learn and collaborate.

## **Staffing Costs**

- Center Director \$50,000 - \$70,000/year

- Administrative Assistant \$25,000 - \$35,000/year

- Program Coordinator \$40,000 - \$60,000/year


- Sports and Recreation Coordinator \$35,000 - \$50,000/year

- Arts and Culture Coordinator \$35,000 - \$50,000/year

- Tutors and Educators \$25,000 - \$45,000/year (per educator)

- Counselors and Social Workers \$40,000 - \$60,000/year (per counselor)
- Maintenance Staff \$20,000 - \$30,000/year
- Security Staff \$25,000 - \$35,000/year
- Volunteer Coordinators \$30,000 - \$45,000/year

By assembling a team of dedicated professionals and volunteers, the youth center in Joun can ensure the delivery of high-quality programs and services that meet the diverse needs of its young residents.



## Design and Layout for the Youth Center in Joun

Creating an effective design and layout for the youth center involves planning spaces that are functional, welcoming, and adaptable to various activities. Here is a detailed design and layout plan for the youth center:

### 1. Entrance and Reception Area

- **Welcoming Entrance** A spacious and inviting entrance with clear signage and a welcoming atmosphere.
- **Reception Desk** Located near the entrance to greet visitors, provide information, and manage security.
- **Waiting Area** Comfortable seating area for visitors and parents, equipped with informational brochures and displays.

### 2. Recreational Areas

#### - Indoor Gymnasium

- **Multi-Purpose Court** A large court for basketball, volleyball, badminton, and indoor soccer.
- **Seating for Spectators** Bleachers or chairs along the sides of the court.
- **Storage Area** Secure storage for sports equipment and supplies.

#### - Outdoor Sports Courts

- **Basketball and Tennis Courts** Durable and weather-resistant courts with appropriate markings and equipment.
- **Soccer Field** A grassy area with goals and seating for spectators.

#### - Fitness Center

- **Cardio Area** Treadmills, stationary bikes, and elliptical machines.
- **Strength Training Area** Free weights, resistance machines, and benches.
- **Group Exercise Room** Space for yoga, aerobics, dance classes, and other group fitness activities.

### 3. Educational Spaces

#### - Classrooms

- Study Rooms Individual and group study rooms with desks, chairs, and whiteboards.
- Tutoring Rooms Small rooms for one-on-one or small group tutoring sessions.

#### - Computer Labs

- Digital Learning Center Equipped with computers, high-speed internet, and educational software.
- Media Center Audio-visual equipment for multimedia projects, including video editing and podcast recording.

### 4. Social Spaces

#### - Youth Lounge

- Seating Area Comfortable sofas, bean bags, and coffee tables.
- Entertainment Board games, books, and a small snack bar.

#### - Café

- Serving Counter Space for serving snacks and beverages.
- Seating Tables and chairs for socializing and informal meetings.

#### - Outdoor Seating

- Patio and Garden Tables, chairs, and benches surrounded by greenery for outdoor relaxation and activities.

### 5. Arts and Culture

#### - Music Rooms

- Recording Studio Soundproof room with musical instruments, recording equipment, and editing software.
- Practice Rooms Smaller rooms for individual or group music practice.

#### - Art Studios

- Visual Arts Studio Space for painting, drawing, and crafting with easels, art supplies, and storage.

- Sculpture and Pottery Studio Equipped with pottery wheels, kilns, and materials for sculpture and pottery.

- **Performance Stage**

- Theater and Performance Space A stage with seating for performances, theater productions, and cultural events. Includes lighting, sound equipment, and dressing rooms.

## 6. Health and Wellness

- **Counseling Rooms**

- Private Rooms Confidential spaces for individual counseling and mental health support.

- **Wellness Center**

- Health and Wellness Programs Spaces for fitness classes, wellness workshops, and mental health counseling.

## 7. Multipurpose Spaces

- **Event Hall**

- Flexible Event Space A large, versatile hall for community meetings, workshops, seminars, and social gatherings. Equipped with movable partitions, audio-visual equipment, and seating.

- **Maker Space**

- Innovation and Creativity Room A dedicated space for hands-on learning and creative projects, equipped with tools for woodworking, electronics, 3D printing, and more.



## Layout Plan

### Ground Floor

- Entrance and Reception Area
- Youth Lounge
- Café
- Classrooms and Tutoring Rooms
- Fitness Center
- Indoor Gymnasium
- Counseling Rooms
- Event Hall

### First Floor

- Computer Labs and Media Center
- Art Studios
- Music Rooms
- Administrative Offices

### Outdoor Areas


- Outdoor Sports Courts and Soccer Field
- Patio and Garden with Outdoor Seating

### Design Considerations

- Accessibility Ensure all areas are accessible for individuals with disabilities, including ramps, elevators, and accessible restrooms.
- Safety Implement safety measures such as secure entrances, surveillance cameras, and emergency exits.

- Flexibility Design spaces that can be easily reconfigured to accommodate different activities and events.
- Sustainability Use eco-friendly materials and incorporate energy-efficient systems to minimize the environmental impact.

By thoughtfully designing and organizing these spaces, the youth center in Joun will provide a comprehensive and supportive environment for young people to learn, grow, and thrive.



## Benefits to the community

Establishing a youth center in Joun will bring numerous benefits to the community, creating a positive impact on various aspects of life. Here are some of the key benefits:

### 1. Youth Development

- Skill Building The center will provide opportunities for young people to develop essential life skills, including leadership, communication, and technical skills, preparing them for future challenges and opportunities.
- Academic Support Through tutoring, homework help, and educational programs, the center will support academic achievement and reduce dropout rates.

### 2. Health and Well-being

- Physical Fitness Access to sports facilities and fitness programs will promote physical health and encourage an active lifestyle among youth.
- Mental Health Counseling services and wellness programs will support mental health, helping young people manage stress, build resilience, and improve their overall well-being.

### 3. Social Engagement

- Community Connection The center will serve as a hub for social interaction, fostering a sense of community and belonging among young people.
- Volunteerism Opportunities for volunteering and community service will instill a sense of civic responsibility and encourage youth to give back to their community.

### 4. Cultural Enrichment

- Arts and Culture Programs in music, theater, visual arts, and cultural activities will nurture creativity, self-expression, and appreciation for the arts.
- Cultural Preservation The center will promote local traditions and heritage, helping to preserve and celebrate the cultural identity of Joun.

## 5. Economic Impact

- Job Creation The center will create employment opportunities for educators, counselors, coaches, and support staff, contributing to the local economy.
- Local Business Support Increased foot traffic and activities in the area will benefit local businesses and services.

## 6. Safe Environment

- Safe Space The center will provide a safe and supervised environment for young people, reducing the likelihood of engaging in risky behaviors and offering a positive alternative to unstructured time.
- Security Enhanced security measures around the center will contribute to the overall safety of the community.

## 7. Sustainable Community Development

- Long-term Benefits Investing in the youth center will have long-term benefits for the community, as today's youth grow into responsible, productive adults who contribute positively to society.
- Community Pride A well-functioning youth center will instill pride among residents, enhancing community cohesion and collective responsibility.

## 8. Innovation and Creativity

- Innovation Hub The maker space and digital learning center will encourage innovation and creativity, allowing young people to explore new technologies and creative pursuits.
- Entrepreneurship Programs focusing on entrepreneurship and business skills will empower youth to pursue their own ventures and contribute to economic growth.

## 9. Environmental Awareness

- Green Initiatives Incorporating eco-friendly practices and sustainability education into the center's programs will raise environmental awareness and promote sustainable living among youth.

By providing a diverse range of programs and resources, the youth center in Joun will create a supportive and enriching environment that fosters the development of well-rounded, responsible, and engaged young citizens. This investment in youth will yield positive returns for the entire community, ensuring a brighter and more sustainable future for Joun.



## Business Plan for Joun Youth Center

### Executive Summary

The Joun Youth Center aims to provide a safe, supportive, and enriching environment for the youth of Joun. This center will offer diverse programs in education, recreation, arts, and community engagement, promoting personal development and well-being. The center will also serve as a community hub, fostering a sense of belonging and civic responsibility.

### Objectives

- Develop essential life skills in youth.
- Support academic achievement and reduce dropout rates.
- Promote physical and mental health.
- Foster community engagement and cultural enrichment.
- Create economic benefits through job creation and local business support.

### Business Description

**Mission Statement** To empower the youth of Joun by providing a holistic environment for personal growth, education, and community engagement.

**Vision Statement** To become a model youth center that inspires, nurtures, and empowers the next generation of leaders in Joun.

### Goals

- Establish a comprehensive youth center with state-of-the-art facilities.
- Offer a wide range of programs and services tailored to the needs of the youth.
- Engage the community and foster strong partnerships.

## Market Analysis

### Target Market

- Primary: Youth aged 12-24 in Joun.
- Secondary: Parents, educators, and community members.

### Market Needs

- Safe recreational spaces.
- Educational support services.
- Mental health and wellness programs.
- Cultural and creative opportunities.
- Community engagement activities.

### Market Trends

- Increasing awareness of the importance of youth development.
- Growing demand for mental health and wellness services.
- Emphasis on community and civic engagement.

### SWOT Analysis

- Strengths Strong community support, experienced staff, comprehensive program offerings.
- Weaknesses Initial funding challenges, potential operational costs.
- Opportunities Partnerships with local businesses and organizations, government grants.
- Threats Economic downturns, competition from other youth-focused initiatives.

## Organization and Management

### Structure

- Board of Directors Provide strategic direction and governance.
- Executive Director Oversee all operations and report to the board.
- Program Coordinators Manage specific program areas (education, recreation, arts, etc.).
- Support Staff Administrative, maintenance, and security personnel.
- Volunteers Assist with various programs and activities.

### Management Team

- Executive Director [Name], experienced in non-profit management.
- Education Coordinator [Name], background in education and youth programs.
- Recreation Coordinator [Name], experienced in sports and fitness management.
- Arts Coordinator [Name], background in arts education and cultural programming.
- Counseling and Wellness Coordinator [Name], licensed counselor or social worker.

## Programs and Services

### Educational Programs

- Tutoring and homework help.
- Digital literacy and computer skills training.
- College and career readiness workshops.

### Recreational Activities

- Sports leagues and fitness classes.
- Outdoor adventure programs.
- Game rooms and lounge areas.



## **Arts and Culture**

- Music, theater, and dance classes.
- Visual arts workshops and exhibitions.
- Cultural festivals and events.

## **Health and Wellness**

- Mental health counseling and support groups.
- Nutrition and wellness workshops.
- Physical fitness programs.

## **Community Engagement**

- Volunteer opportunities.
- Community service projects.
- Civic engagement and leadership programs.

## **Marketing and Outreach**

### **Strategies**

- Online Presence Develop a comprehensive website and active social media profiles.
- Community Events Host open houses, informational sessions, and community festivals.
- Partnerships Collaborate with local schools, businesses, and organizations to promote the center.
- Public Relations Use press releases, local media, and newsletters to raise awareness.

### **Marketing Goals**

- Increase membership and program participation.
- Build a strong community reputation.
- Secure funding and sponsorships.

## **Funding and Financial Plan**

### **Startup Costs**

- Land Acquisition: \$50,000 - \$100,000
- Construction: \$200,000 - \$300,000
- Equipment and Furnishings: \$100,000
- Initial Staffing: \$100,000

### **Operational Costs (Annual):**

- Salaries: \$300,000
- Program Supplies: \$50,000
- Utilities and Maintenance: \$40,000
- Marketing and Outreach: \$20,000
- Miscellaneous: \$10,000

### **Revenue Streams**

- Membership Fees: \$50,000
- Program Fees: \$50,000
- Grants and Donations: \$150,000
- Corporate Sponsorships: \$100,000
- Fundraising Events: \$50,000

### **Financial Projections (First Year):**

- Income \$400,000
- Expenses \$420,000
- Net Loss \$20,000 (covered by initial startup funds and contingency plans)

## **Monitoring and Evaluation**

### Performance Metrics

- Program participation rates.
- Member feedback and satisfaction surveys.
- Academic and personal development outcomes.
- Community engagement and volunteer hours.

### **Evaluation Methods**

- Regular feedback sessions with stakeholders.
- Quarterly performance reviews.
- Annual impact reports.

### **Adjustments**

- Continuous improvement based on feedback.
- Strategic planning sessions to adapt to changing needs and circumstances.

By establishing the Joun Youth Center, we aim to create a vibrant, supportive, and inclusive environment that fosters the development and well-being of the youth in our community. This business plan outlines the steps and strategies necessary to bring this vision to life, ensuring a positive and lasting impact on the community of Joun.

## Architectural Designs

Creating detailed architectural designs involves a comprehensive approach to ensure the youth center meets the needs of the community. Here's a step-by-step outline for the detailed architectural design of the Joun Youth Center:

### 1. Site Analysis and Planning

- Location Assessment Evaluate the selected site for accessibility, safety, and environmental impact.
- Topography and Landscaping Study the land's topography to determine the best layout for buildings, outdoor spaces, and green areas.

### 2. Building Layout and Zoning

- Zoning Plan Divide the site into zones for different activities, such as recreation, education, social interaction, and administration.
- Building Placement Strategically place buildings to optimize space, ensure ease of access, and create a cohesive flow between different zones.

### 3. Architectural Style and Design

- Lebanese Architecture Incorporate traditional Lebanese architectural elements, such as red-tiled roofs, arched windows, and stone facades, to maintain cultural heritage and aesthetic appeal.
- Modern Amenities Blend traditional design with modern amenities to ensure functionality and comfort.

### 4. Interior Design and Space Allocation

#### Ground Floor:

- Entrance and Reception Area A welcoming entrance with a spacious reception desk and waiting area.
- Youth Lounge Comfortable seating, entertainment options, and a small café.
- Classrooms and Tutoring Rooms Quiet, well-equipped rooms for study and tutoring.

- Fitness Center A comprehensive gym with cardio and strength training areas, and a group exercise room.
- Indoor Gymnasium Multi-purpose sports court with bleachers and storage.
- Counseling Rooms Private spaces for individual and group counseling sessions.
- Event Hall A versatile space for community events, equipped with AV technology.

### **First Floor:**

- Computer Labs and Media Center Equipped with modern computers, internet access, and multimedia tools.
- Art Studios Dedicated spaces for visual arts, sculpture, and pottery.
- Music Rooms Soundproof rooms for practice and recording.
- Administrative Offices: Offices for management and staff.

### **Outdoor Areas:**

- Outdoor Sports Courts Basketball and tennis courts, and a soccer field.
- Patio and Garden Outdoor seating areas surrounded by greenery.

## **5. Safety and Accessibility**

- Accessibility Features Ensure all areas are accessible to individuals with disabilities, including ramps, elevators, and accessible restrooms.
- Safety Measures Implement security systems, emergency exits, fire safety measures, and surveillance cameras.

## **6. Sustainability and Eco-Friendliness**

- Energy Efficiency Use energy-efficient lighting, heating, and cooling systems.
- Sustainable Materials Incorporate eco-friendly building materials and construction practices.
- Green Spaces Design green areas and gardens to promote environmental sustainability and provide natural relaxation spaces.

## 7. Detailed Blueprints and CAD Drawings

- Floor Plans Create detailed floor plans for each level, showing the layout of rooms, hallways, and common areas.
- Elevation Drawings Produce elevation drawings to depict the exterior design, including architectural features like windows, doors, and roofing.
- Section Drawings Include cross-sectional views to illustrate the building's structure and interior elements.
- 3D Models Develop 3D models to provide a visual representation of the completed youth center.

## 8. Budgeting and Cost Estimation

- Material Costs Estimate the costs of building materials, fixtures, and finishes.
- Labor Costs Calculate labor costs for construction, interior design, and landscaping.
- Contingency Fund Allocate a contingency fund to cover unexpected expenses.

By following these steps, the Joun Youth Center will be a well-designed, functional, and aesthetically pleasing facility that meets the diverse needs of the youth and the community.



## Detailed layouts of the Joun Youth Center:

### First Floor Layout

#### 1. Computer Labs and Media Center

##### - Digital Learning Center

- Configuration Rows of desks with modern computers, high-speed internet connections, and ergonomic chairs.
- Resources Educational software, printers, scanners, and whiteboards for instructional use.
- Access Easily accessible from the main stairs and elevator for convenience.

##### - Media Center

- Audio-Visual Equipment Includes tools for multimedia projects such as video editing and podcast recording.
- Workstations Individual workstations with computers equipped with editing software and headphones.
- Studio Area Soundproof booth for recording high-quality audio and video content.

#### 2. Art Studios

##### - Visual Arts Studio

- Workspace Spacious area with easels, drawing tables, and ample natural light.
- Storage Shelves and cabinets for art supplies and ongoing projects.
- Inspiration Walls adorned with student artwork and motivational posters.

##### - Sculpture and Pottery Studio

- Equipment Pottery wheels, kilns, and materials for sculpture and pottery work.
- Workspace Large tables for sculpting and crafting.

- Safety Proper ventilation and safety equipment for working with clay and other materials.

### **3. Music Rooms**

#### **- Recording Studio**

- Soundproofing Insulated walls to prevent sound leakage.
- Instruments Range of musical instruments including pianos, guitars, and drums.
- Equipment Recording and editing software, microphones, and sound mixers.
- Seating Comfortable seating for musicians and technicians.

#### **- Practice Rooms**

- Configuration Smaller rooms designed for individual or group practice.
- Equipment Basic musical instruments and sound systems.
- Acoustics Designed to enhance sound quality and minimize external noise.

### **4. Administrative Offices**

#### **- Office Layout**

- Configuration Private offices for the center's management and staff.
- Furniture Equipped with desks, chairs, filing cabinets, and meeting tables.
- Technology Computers, phones, and communication tools for efficient operation.
- Common Area Shared space for team meetings and collaboration.

### **Design Considerations**

- Accessibility Ensure all areas are accessible to individuals with disabilities, including ramps, elevators, and accessible restrooms.
- Safety Measures Implement security systems, emergency exits, fire safety measures, and surveillance cameras.
- Flexibility Design spaces that can be easily reconfigured to accommodate different activities and events.



- **Sustainability** Use eco-friendly materials and incorporate energy-efficient systems to minimize the environmental impact.

This first-floor layout ensures that the Joun Youth Center provides comprehensive resources for digital learning, creative arts, and music, along with the necessary administrative support to manage the center effectively.

## Ground Floor Layout

### 1. Entrance and Reception Area

- **Welcoming Entrance** A spacious and inviting entrance with clear signage.
- **Reception Desk** Located near the entrance to greet visitors, provide information, and manage security.
- **Waiting Area** Comfortable seating area for visitors and parents, equipped with informational brochures and displays.

### 2. Youth Lounge

- **Seating Area** Comfortable sofas, bean bags, and tables where youths can relax, socialize, and unwind.
- **Entertainment Options** Board games, books, and a small snack bar.
- **Adjacent Café** Easy access to refreshments and snacks.

### 3. Café

- **Serving Counter** Space for serving snacks and beverages.
- **Seating** Tables and chairs for socializing and informal meetings.
- **Proximity** Located near the youth lounge for convenience.

### 4. Classrooms and Tutoring Rooms

- Study Rooms Quiet rooms with desks, chairs, and whiteboards for individual and group study sessions.
- Tutoring Rooms Spaces dedicated to one-on-one or small group tutoring, equipped with educational materials.

## **5. Fitness Center**

- Cardio Area Equipped with treadmills, stationary bikes, and elliptical machines.
- Strength Training Area Free weights, resistance machines, and benches.
- Group Exercise Room Space for yoga, aerobics, dance classes, and other group fitness activities.

## **6. Indoor Gymnasium**

- Multi-Purpose Court A large court for basketball, volleyball, badminton, and indoor soccer.
- Seating for Spectators Bleachers or chairs along the sides of the court.
- Storage Area Secure storage for sports equipment and supplies.

## **7. Counseling Rooms**

- Private Rooms Confidential spaces for individual and group counseling sessions.
- Comfortable Environment Ensures confidentiality and a comfortable atmosphere.

## **8. Event Hall**

- Flexible Event Space A large, versatile hall for community meetings, workshops, seminars, and social gatherings.
- Equipment Equipped with movable partitions, audio-visual equipment, and seating arrangements to accommodate different functions.

## Design Considerations

- Accessibility Ensure all areas are accessible to individuals with disabilities, including ramps, elevators, and accessible restrooms.
- Safety Measures Implement security systems, emergency exits, fire safety measures, and surveillance cameras.
- Flexibility Design spaces that can be easily reconfigured to accommodate different activities and events.
- Sustainability Use eco-friendly materials and incorporate energy-efficient systems to minimize the environmental impact.

By thoughtfully designing and organizing these spaces on the ground floor, the Joun Youth Center will provide comprehensive resources and a supportive environment for young people to learn, grow, and thrive.

## Outdoor Areas Layout

### 1. Outdoor Sports Courts

#### - Basketball and Tennis Courts

- Configuration Durable, weather-resistant surfaces with appropriate markings for both basketball and tennis.
- Equipment Basketball hoops, tennis nets, and ample space for player movement.
- Seating Benches or bleachers for spectators along the sidelines.

#### - Soccer Field

- Field Design A grassy area with goals at both ends, suitable for soccer matches and practice.
- Surroundings Fenced perimeter for safety and crowd control.
- Seating Bleachers or benches for spectators, positioned to provide a good view of the field.

## 2. Patio and Garden

### - Patio Area

- Seating Tables, chairs, and benches arranged for social gatherings, study sessions, and relaxation.
- Shade Structures Pergolas or umbrellas to provide shade and comfort.
- Lighting Outdoor lighting for evening use, creating a safe and inviting atmosphere.

### - Garden Area

- Landscaping Greenery, flower beds, and shrubs to create a serene environment.
- Pathways Paved walkways for easy navigation and access to different parts of the garden.
- Features Decorative elements such as fountains, sculptures, or a small pond to enhance the aesthetic appeal.

## 3. Playground and Recreational Area

### - Playground Equipment

- Configuration Swings, slides, climbing structures, and other play equipment designed for various age groups.
- Safety Soft, impact-absorbing surfaces like rubber mulch or sand to ensure safety.
- Fencing Secure fencing around the playground to ensure children's safety.

### - Open Space

- Configuration Open grassy areas for informal play, picnics, and community events.
- Flexibility Space for temporary setups such as tents for events or additional sports activities.

## 4. Outdoor Fitness Area

### - Equipment

- Stations Outdoor fitness stations with equipment such as pull-up bars, parallel bars, and resistance machines.
- Surfaces Non-slip, durable flooring designed for outdoor use.
- Shelter Canopies or shade structures to protect users from the elements.

## 5. Community Garden

### - Plots

- Configuration Raised garden beds or plots for growing vegetables, herbs, and flowers.
- Accessibility Paths and raised beds designed to be accessible to all, including individuals with disabilities.
- Tools and Storage A small shed or storage area for gardening tools and supplies.

## 6. Parking and Access

### - Parking Lot

- Configuration Designated parking spaces for staff, visitors, and individuals with disabilities.
- Entrances Clearly marked entrances and exits to ensure smooth traffic flow.
- Landscaping Green buffers and trees around the parking area to blend with the overall landscape.

## Design Considerations

- **Accessibility** Ensure all outdoor areas are accessible to individuals with disabilities, including ramps, smooth pathways, and accessible seating.
- **Safety Measures** Implement security features such as surveillance cameras, well-lit pathways, and emergency call stations.
- **Flexibility Design** spaces that can be adapted for different activities and community events.
- **Sustainability** Use eco-friendly materials, water-efficient landscaping, and sustainable practices to minimize environmental impact.

By thoughtfully designing and organizing these outdoor spaces, the Joun Youth Center will provide a comprehensive and inviting environment for young people and the community to enjoy various recreational, social, and educational activities.



**END OF DOCUMENT**